



## **SenoMark™ UltraCor® for MRI**

### **Target Localization and Visibility with Simplicity and Ease**

- Long-term MR visibility available in both Stainless Steel and Titanium markers
- Introducer set with localization block to provide confidence in marker positioning



Sagittal report of  
titanium 'X'  
marker




Axial report of  
titanium 'X'  
marker




The SenoMark  
UltraCor MRI  
wireform is  
embedded in a PGA  
microfiber pad and  
comes in M or X  
shapes.

**UltraCor®  
MRI  
Introducer Set  
(UCMRINTLOC)**



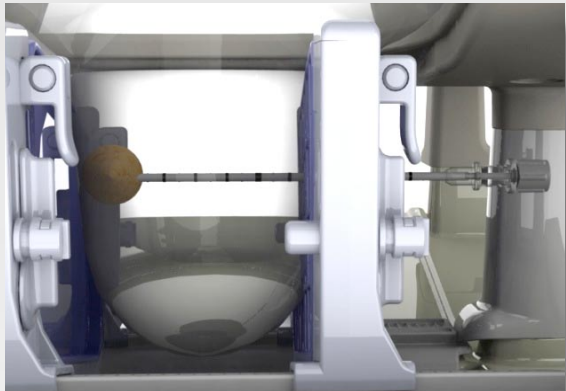
## The SenoMark™ UltraCor® for MRI Simplicity at its best.



1. Identify region-of-Interest



2. Place localization block




3. Verify proper positioning




4. Remove adapter from applicator and  
deploy marker

SenoMark UltraCor for MRI Marker applicator with adapter removed  
In the 14G coaxial cannula



SenoMark UltraCor for MRI 14G obturator in the 14G coaxial cannula



SenoMark UltraCor for MRI trocar in the 14G coaxial cannula



Contact SenoRx Customer Service  
to Place Your Order TODAY!

### SenoMark™ UltraCor® MRI

Product Number	Product Description	Units Per Package
SMUCMRI - 14GSS	SenoMark™ UltraCor® MRI Biopsy Site Marker - 14 Gauge With "M" shaped stainless steel marker	5
SMUCMRI - 14GT	SenoMark™ UltraCor® MRI Biopsy Site Marker - 14 Gauge With "X" shaped titanium marker	5
UCMRINTLOC	UltraCor® MRI Introducer Set Includes: Trocar, Cannula, Obturator and Needle Guide Block	5