

Dear Radiologist,

More and more clinicians have discovered the advantages of MR Mammography (MRM) since its clinical introduction 26 years ago. MRM is used in clinical practice with a steady growing frequency. However, many still describe a "high sensitivity but a low specificity", which is wrong. Achieving high quality isn't an easy task; a lot of lessons have to be learned and extensive training is needed.

Therefore, after the basic course, Principles of MR Mammography, this new and totally different advanced training course, **Advanced Course of MR Mammography** was established. This conference is targeted to radiologists who have acquired their first experiences and now want to refresh and improve their knowledge. This course consists of intensive lectures and especially interactive training in detail. Out of a total of more than 25,000 cases collected over the past two decades, attendees will analyze carefully selected and histologically proven cases under the guidance of Dr. Werner Kaiser. By this "reality training" all aspects of diagnosis, differential diagnosis and pitfalls will be discussed.

On behalf of Dr. Werner Kaiser, we hope that this advanced course will increase your diagnostic skills and confidence. We look forward to welcoming you.

Medical Education Resources
www.mer.org

ADVANCED PROGRAM AGENDA

SATURDAY, MARCH 20

8:00 am - 8:30 am	Registration and Continental Breakfast
8:30 am - 8:40 am	Welcome and Program Overview
8:40 am - 10:00 am	MRM – Essentials (I)
10:00 am - 10:30 am	Coffee Break/Training on Workstations (optional)
10:30 am - 12:00 pm	Interactive Training (I)
12:00 pm - 1:30 pm	Break/Training on Workstations (optional)
1:30 pm - 3:00 pm	Interactive Training (II)
3:00 pm - 3:30 pm	Coffee Break/Training on Workstations (optional)
3:30 pm - 5:00 pm	Biopsy-Techniques
5:00 pm - 5:30 pm	Discussion
5:30 pm - 6:30 pm	Training on Workstations (optional)

SUNDAY, MARCH 21

8:00 am - 8:30 am	Continental Breakfast
8:30 am - 10:00 am	Interactive Training (III)
10:00 am - 10:30 am	Coffee Break/Training on Workstations (optional)
10:30 am - 12:00 pm	Interactive Training (IV)
12:00 pm - 1:30 pm	Break
1:30 pm - 3:00 pm	Interactive Training (V)
3:00 pm - 3:30 pm	Coffee Break/Training on Workstations (optional)
3:30 pm - 5:00 pm	MRM – Essentials (II)
5:00 pm - 5:30 pm	Discussion
5:30 pm	Conference Adjourns

COMMENTS FROM PAST ATTENDEES

"One of the best CMEs I've ever been to. An amazing conference. I applaud Dr. Kaiser's perseverance and dedication. Thank you for your pursuit of excellence."
Christine Quinn, M.D.
Radiologist
The Cleveland Clinic

"Great Speaker. Conveys knowledge in an easy-to-remember manner."
Angela Watt, M.D.
Saratoga, NY

"Great practical job."
Susan Roux, M.D.
Fulltime Breast Radiologist
Monterey, CA

"This is one of the best courses I've attended. Excellent material."
Satish P. Shah, M.D.
Radiologist
Mays Landing, NJ

"Thank you for the incredible diligence and work and then sharing it with us."
Daniel J. White, M.D.
Radiologist
Columbus, OH

NON-PROFIT ORG
U.S. POSTAGE
PAID
DENVER, CO
PERMIT NO. 1205

Medical Education Resources
1500 W. Canal Ct., Bldg B
Littleton, CO 80120-6404

Workstation and
Biopsy Coils for
Hands-on Training.



Principles of MR-Mammography

Friday, March 12 - Sunday, March 14, 2010

&

Advanced Course of MR-Mammography

Saturday, March 20 - Sunday, March 21, 2010

The Intercontinental Miami
Miami, FL

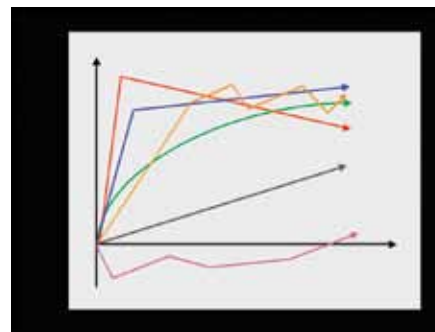
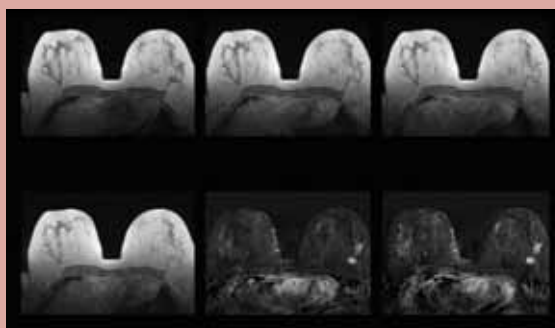
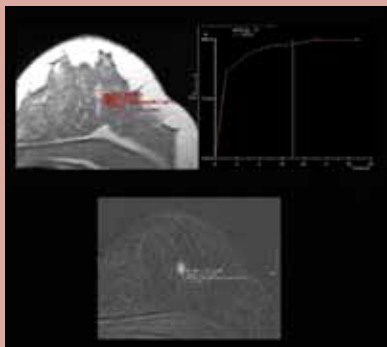
Presented by Professor Werner A. Kaiser
Jena, Germany

Sponsored By

MER

MER

MEDICAL EDUCATION RESOURCES
1500 W. Canal Ct.,
Littleton, CO 80120
Phone: 1-800-421-3756
or 303-798-9682
Fax: 303-798-5731
E-Mail: info@mer.org
Web site: www.mer.org



Workstation and
Biopsy Coils for
Hands-on Training.

Principles of MR-Mammography

Friday, March 12 - Sunday, March 14, 2010

&

Advanced Course of
MR-Mammography

Saturday, March 20 - Sunday, March 21, 2010

The Intercontinental Miami
Miami, FL

Presented by Professor Werner A. Kaiser
Jena, Germany

